

Journée du GDR ISIS

23 Juin 2015 - Paris

Analyse de Tissu Biologique


Histopathologie Numérique

Organisateurs:

Nicolas Loménie, Camille Kurtz, Germain Forestier, Olivier Lezoray, Mouloud Adel



Labellisée par le GDR ISIS
Soutenue par la communauté STIC-Santé
Sponsorisée (Salle, Pause Café :-)) par
l'IFR Math&Info - LIPADE – Equipe SIP



A few links

- University of Warwick – **Prof. Nasir Rajpoot** (Duplex: [3rd Workshop AIDPATH](#) project – FP7 EC Marie Curie Action – Dublin - Ireland)
- Sullivan Nicolaides Pathology – **Prof. Brian C. Lovell**
- ANR projects : **FOGRIMMI** (Prof. Olivier Lezoray - GREYC UMR CNRS 6072) and **MICO** (Prof. Daniel Racoceanu - IPAL UMI CNRS 2955)
- School of Birmingham : School of Dentistry – **Prof. Gabriel Landini** (Spatial Logics, discrete mereotopology, see project [ANR SPIRIT](#) also)

A few events

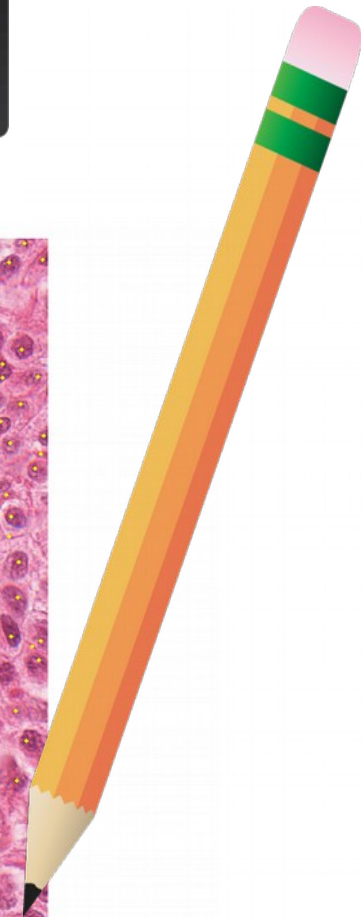
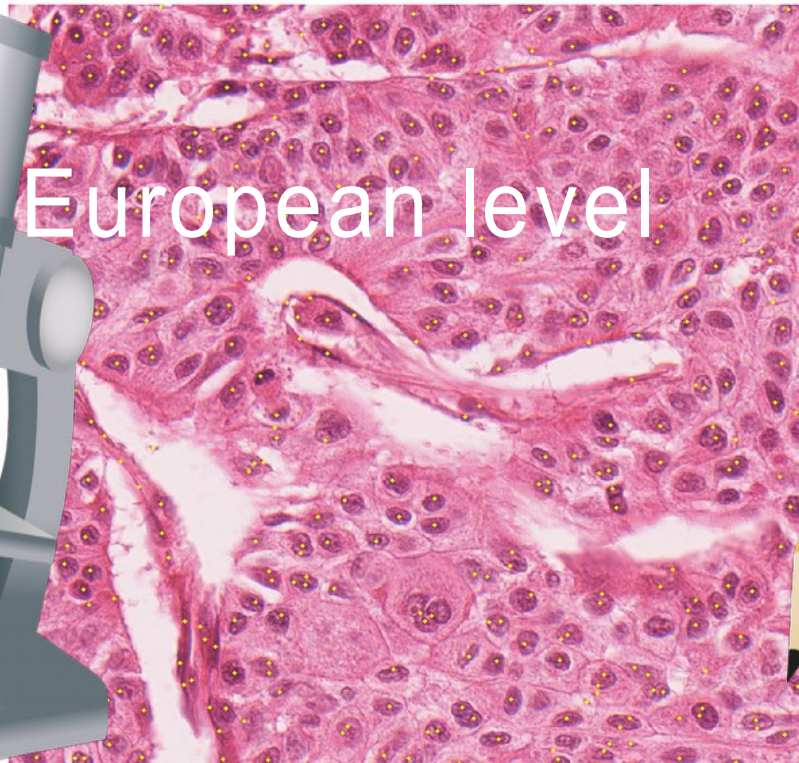
- Special Issues : Computerized Medical Imaging and Graphics – Whole Slide Microscopic Image Processing
- Contests: ICPR 2012 - Mitosis Detection in Breast Cancer Histological Images, ICPR 2014 – Detection of Mitosis and Evaluation of Nuclear Atypia Score in Breast Cancer Histological Images, ISBI ??, MICCAI ?
- Digital Pathology Congress or Special Tracks (SPIE Medical Imaging Conference on Digital Histopathology, <https://digitalpathologyassociation.org/pathology-visions-2014>)
- Dedicated journals : Journal of Pathology Informatics (2010 onwards), Pathology and Laboratory Medicine International
- Dedicated Workshops (AIDPATH, today etc.)

A few resources

- Free Softwares (Open Slide <http://openslide.org> , Virtual Microscope <http://education.med.nyu.edu/virtualmicroscope>)
- “Automated histology Analysis: Opportunities for Signal Processing”, 2015, IEEE Signal Processing Mag.
- “Breast Cancer Histopathology Image Analysis: A Review”, 2014, IEEE Trans. On Biomedical Engineering
- “Histopathological Image Analysis: A Review”, 2009, IEEE Reviews in Biomedical Engineering
- “Whole slide imaging in pathology: what is holding us back”, 2015, Pathology and Laboratory Medicine International, Editorial
- White Paper GE Healthcare 2012

What next ...

- To do,
- To think about,
- To organize,
- To handle,
- At a national/



European level